

THANK YOU FOR YOUR PURCHASE!



Did you know that when you leave feedback on TPT you earn credits towards future purchases?

★★★★★ Extremely satisfied

I truly appreciate your feedback to help my little store grow.

LET'S BE FRIENDS

Access my
Freebie
Library

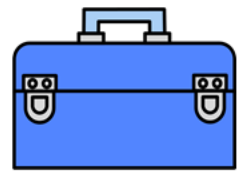
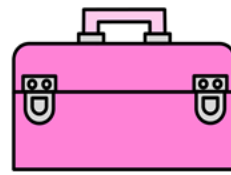

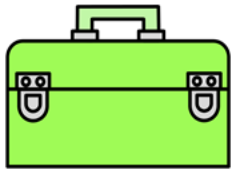
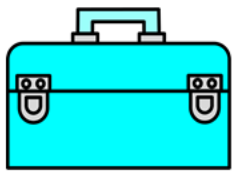


Stay updated on new product announcements (they are 50% off for the first 24 hrs posted!) by following me on TPT, checking out my website, and subscribing to my newsletter.



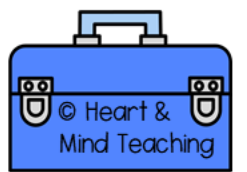
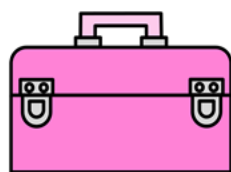
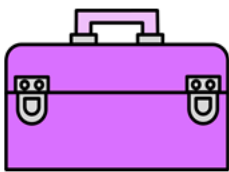
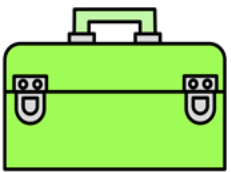

If you have any questions or concerns please email me at:
heartandmindteaching@gmail.com

♥
Ashley

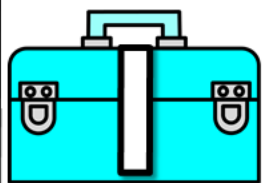


BEHAVIOR TOOLBOX

Rude



BEHAVIOR TOOLBOX



Rude

What it looks like

- *Student is inconsiderate about large and small matters.
- *He/she ignores other people.
- *Student puts others down.
- *Student talks back and acts as if they were better than others. Treats authority figures as unimportant.
- *He/she shows rudeness not just through words, but also through looks, sneers, and lack of response.
- *Student likes to look like they do not need anyone.
- *Teacher and classmates feel angered by this student's rudeness, they feel degraded.
- *He/she lacks self-confidence, through rude behavior he/she keeps others away and avoids showing who they really are.
- *The student feels a sense of inadequacy and gets a sense of status through negative behavior, due to an Inability to achieve in school, personal/family concerns, and/or a lack of basic needs being met.

Rude

BEHAVIOR TOOLBOX



Rude

What to do

*Rude behavior is a learned behavior that is a response when a person feels threatened or uncomfortable. It often results from a feeling of being inferior or an incorrect sense of being better than others. Rudeness is an imitation of strength, instead of revealing a weakness.

*Identify and point out all rude behavior, state what they did was not polite and suggest a different way of interacting. For example, "Grabbing that pencil as your classmate was handing it to you was not polite, what would be polite is taking it from her gently and then telling her thank you." The student will act like they were not being rude or give an excuse. Be clear that it was rude and the expectations you have for them.

*Speak to the student about how they treat others, and how it impacts how others view them. Come up with a plan together to give the student success in school and boost their self-esteem. When they make another rude action, say "I thought we agreed that was not polite behavior".

*Find a staff member that can relate to the student in a positive way and can check in on them. This may be a previous Teacher, a School Counselor, a Coach, or an Administrator.

*If more than one student has started the rude behavior, try a whole class reset. Give one or two of the most challenging students the chance to lead a discussion on what would improve the class and then create a classroom agreement that the class will abide by. Speak to the one or two students who are leading the discussion beforehand to get their buy in and help them come up with some suggestions for the group.

*Teach students to identify the difference between rude behavior and polite behavior. Create a list of examples for the students to differentiate, make sure some of them include actual incidents in your classroom. Have the class brainstorm ways to respond to someone who is rude to them.

*Reward all polite behavior observed in the classroom and be specific. Say "I really like how you said please" or "Nice job remembering to say excuse me."

Rude

BEHAVIOR TOOLBOX



Rude

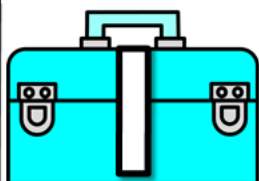
What NOT to do

- *Do not show anger or hostility towards the student, the more flustered you look, the less they will listen to what you have to say.
- *Do not put the student down, the best way to fight rudeness is with kindness.
- *Do not be rude to the student in response to their rudeness, this will only further perpetuate the rude behavior. Model the behavior you want to see.
- *Do not react defensively, take a few moments to think about your response before you say anything.
- *Do not neglect to clarify that it is their rude behavior that you do not approve of, not the student.
- *Do not fail to respond immediately. Letting unacceptable behavior go, will diminish your authority in the classroom.
- *Do not expect to be perfect, you may come across a student that might know more about a subject than you and challenges your expertise. Instead of getting upset, treat it as an opportunity for you to learn something new, say "This is an interesting issue and you raise some excellent questions. Let me do a little research and let you know what I find out."

Rude

BEHAVIOR TOOLBOX

Rude Quick Guide



What it looks like

*Student is inconsiderate about large and small matters.

*Student talks back and acts as if they were better than others. Treats authority figures as unimportant.

*He/she shows rudeness not just through words, but also through looks, sneers, and lack of response.

*Student likes to look like they do not need anyone.

*Teacher and classmates feel angered by this student's rudeness, they feel degraded.

*He/she lacks self-confidence, through rude behavior he/she keeps others away.



What to do

*Identify and point out all rude behavior, the student will act like they were not being rude or give an excuse. Be clear that it was rude and the expectations you have for them.

*Speak to the student about how they treat others, and come up with a plan together to give the student success in school and boost their self-esteem.

*Find a staff member that can relate to the student in a positive way and can check in on them. This may be a previous teacher, a school counselor, a coach, or an administrator.

*If more than one student has started the rude behavior, try a whole class reset. Give one or two of the most challenging students the chance to lead a discussion on what would improve the class and then create a classroom agreement that the class will abide by. Speak to the one or two students who are leading the discussion beforehand to get their buy in and help them come up with some suggestions for the group.




What NOT to do

*Do not be rude to the student in response to their rudeness, this will only further perpetuate the rude behavior. Model the behavior you want to see.

*Do not react defensively, take a few moments to think about your response before you say anything.

*Do not fail to respond immediately. Letting unacceptable behavior go, will diminish your authority in the classroom.



Rude

What to do (Cont.)

*If more than one student has started the rude behavior, try a whole class reset. Give one or two of the most challenging students the chance to lead a discussion on what would improve the class and then create a classroom agreement that the class will abide by. Speak to the one or two students who are leading the discussion beforehand to get their buy in and help them come up with some suggestions for the group.

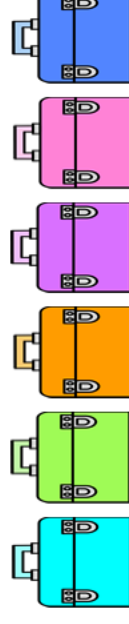
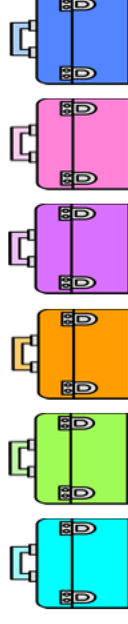
*Teach students to identify the difference between rude behavior and polite behavior. Create a list of examples for the students to differentiate, make sure some of them include actual incidents in your classroom. Have the class brainstorm ways to respond to someone who is rude to them.

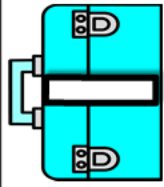
*Reward all polite behavior observed in the classroom and be specific. Say "I really like how you said please" or "Nice job remembering to say excuse me."

"A change in
behavior
begins with a
change in
the heart."

BEHAVIOR TOOLBOX

Rude






Rude

What it looks like


- *Student is inconsiderate about large and small matters.
- *He/she ignores other people.
- *Student puts others down.
- *Student talks back and acts as if they were better than others. Treats authority figures as unimportant.
- *He/she shows rudeness not just through words, but also through looks, sneers, and lack of response.
- *Student likes to look like they do not need anyone.
- *Teacher and classmates feel angered by this student's rudeness, they feel degraded.
- *He/she lacks self-confidence, through rude behavior he/she keeps others away and avoids showing who they really are.
- *The student feels a sense of inadequacy and gets a sense of status through negative behavior, due to an inability to achieve in school, personal/family concerns, and/or a lack of basic needs being met.



2 Rude

What to do

- *Rude behavior is a learned behavior that is a response when a person feels threatened or uncomfortable. It often results from a feeling of being inferior or an incorrect sense of being better than others. Rudeness is an imitation of strength, instead of revealing a weakness.
- *Identify and point out all rude behavior, state what they did was not polite and suggest a different way of interacting. For example, "Grabbing that pencil as your classmate was handing it to you was not polite, what would be polite is taking it from her gently and then telling her thank you." The student will act like they were not being rude or give an excuse. Be clear that it was rude and the expectations you have for them.
- *Speak to the student about how they treat others, and how it impacts how others view them. Come up with a plan together to give the student success in school and boost their self-esteem. When they make another rude action, say "I thought we agreed that was not polite behavior".
- *Find a staff member that can relate to the student in a positive way and can check in on them. This may be a previous Teacher, a School Counselor, a Coach, or an Administrator. (Continues on the flap)



3 Rude

What NOT to do

- *Do not show anger or hostility towards the student, the more flustered you look, the less they will listen to what you have to say.
- *Do not put the student down, the best way to fight rudeness is with kindness.
- *Do not be rude to the student in response to their rudeness, this will only further perpetuate the rude behavior. Model the behavior you want to see.
- *Do not react defensively, take a few moments to think about your response before you say anything.
- *Do not neglect to clarify that it is their rude behavior that you do not approve of, not the student.
- *Do not fail to respond immediately. Letting unacceptable behavior go, will diminish your authority in the classroom.
- *Do not expect to be perfect, you may come across a student that might now more about a subject than you and challenges your expertise. Instead of getting upset, treat it as an opportunity for you to learn something new, say "This is an interesting issue and you raise some excellent questions. Let me do a little research and let you know what I find out."

CHECK THESE OUT

CLICK ON THE PICTURES TO GET A CLOSER LOOK.



This product and **49** others are included in this Bundle →



COUNSELOR
Collab
— with Laura & Ashley —



Would you like to spend less time browsing for resources and lesson planning, and more time serving students? Let Laura from [Music City Counselor](#) and Ashley from [Heart and Mind Teaching](#) do the work for you!

CLICK TO COLLAB

MEMBER PERKS

- ♥ Data-driven resources by theme.
- ♥ \$35+ value of ready-to-use materials.
- ♥ Lessons, group curriculums, forms, & activities.
- ♥ Tier 1, 2, and 3 research-based resources.
- ♥ No contracts, cancel anytime.



THANK YOU

FOR SUPPORTING MY LITTLE SHOP.

Hi there! I'm Ashley- a School Counselor, curriculum developer, blogger, and mama to two young boys. I have a passion for creating fun and engaging resources for Counseling and Social Emotional Learning.

LET'S BE FRIENDS

Ashley

Access my
Freebie
Library



FOLLOW FOR EXCLUSIVE SAVINGS

New products are 50% off for 24hrs.

CLICK HERE

★ HOW CAN YOU EARN TPT CREDITS? When you leave feedback, TpT rewards you with credits that you can use toward future purchases.

ACCESS MY FREEBIE LIBRARY

Join my Newsletter to be informed of all future added freebies.

I WANT FREEBIES

TERMS OF USE

© Heart and Mind Teaching, 2017, 2024. All rights reserved. Purchase of this item entitles the purchaser the right to reproduce for classroom, personal, and google classroom use only. Use in multiple classrooms, requires the purchase of additional licenses. Redistribution or duplication of this product is strictly forbidden without the written permission of the publisher. Copying any part of this product and placing it on a publicly accessible website is strictly forbidden and is a violation of the Digital Millennium Copyright Act (DMCA). You may post this for single-classroom use on a password protected student site such as google classroom. **You may NOT post my products on any public, for-profit, or commercial websites or entities, such as Outschool.** Please do not sell or distribute any part of this as your own. Thank you for abiding by universally accepted codes of professional ethics while using this product.



If you have any questions or concerns please email me at:

heartandmindteaching@gmail.com

CREDITS

